



News+FLASH is the digital offspring of INTERSECTION. It is published digitally each fortnight for the foreseeable future, until we run out of ideas, articles or money.

## OKU Empowerment Workshop

**S**arawak OKU Skills Development Association (SOSDA) invited PAMSC to attend an OKU Empowerment Workshop on 12<sup>th</sup> & 13<sup>th</sup> July 2022 at Pustaka Negeri Sarawak. PAMSC was requested to do a sharing on Universal Design in Sarawak as an awareness to all participants of the workshop.

PAMSC represented by Ar. John Lee Hok Kong and Ar. Chai Si Yong.

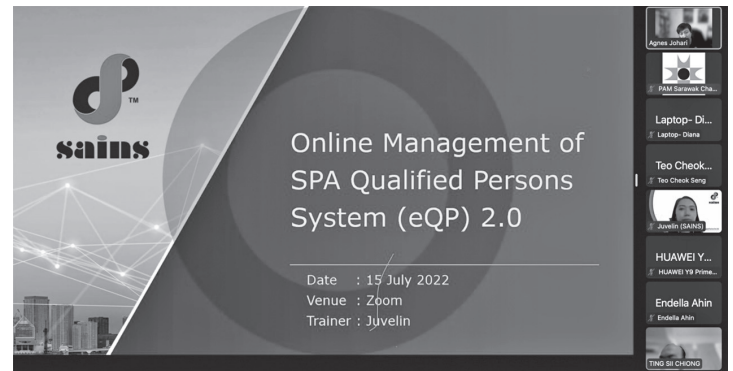


*Welcoming remarks by SOSDA Chairman, Mr. Dunstan Lim.*

## eQP 2.0 Training for QPs

**M**inistry of Natural Resources & Urban Development (MUDeNR) invited all Qualified Persons (QP) to attend a briefing and training session on 15 July 2022 via Zoom. The session was conducted by SAINS as system developer for this enhanced system for registration and renewal of QPs. eQP 2.0 will be linked with an integrated platform using Sarawak ID of each QP. Registration of Sarawak ID will be mandatory in order to register and renew the QP status.

The system is not live yet, pending announcement by MUDeNR.



*Briefing and Training Session for eQP 2.0 conducted by SAINS.*

## Kuching City Local Plan 2030

**A** stakeholder engagement session for the Kuching City Local Plan 2030 was conducted by Ministry of Natural Resources & Urban Development (MUDeNR) together with the consultants, Cox Architects and Konsortium Malaysia.

This 1-day engagement session presented the strategies for five selected action areas and the four key focuses of the Kuching City Local Plan 2030:

- Housing and Community Facilities
- Employment, Industry and Agriculture
- Transportation and Connectivity
- Urban Design, Heritage and Tourism

Public engagement will begin in end of July 2022 where online feedback from various platform are welcomed.

Stay tuned.



# Behind a Successful PAM Awards Submission

by Ar. Arlene Chew

*Arlene Chew is behind many successful PAM Awards submissions, recently her Keranji House was shortlisted for an award in the Single Residential Category. We reached out to her for some insights behind a successful PAM Awards Submission.*

My experience with the PAM Awards started 2 decades ago when I was at my previous office, Design Network Architects (DNA). Every year without fail, the office would gear up for 'Pam Award Season'...a period of two to three months where everyone juggled submission work with in their already busy work-life schedules. We contributed the best we could to 'celebrate' projects through PAM award submissions. It meant sleepless nights, bottomless coffees, endless hours staring at screens, stress, and having lots of fun...now thinking back. It was rewarding, especially when the projects win something. If not, everyone was a little wiser and we would all go back to our routines until the next season came.

Recently, in my new practice, SML Architects, we started this culture again through our first submission 'Keranji House' and were delighted that we were short-

listed at first try. So being a veteran to PAM award submissions, I'm now sharing my personal experience on what happens behind a successful submission.

## WHY PARTICIPATE

Just in case anyone reading this has no idea what the PAM Awards is, the PAM Awards is the 'highest recognition for architectural excellence' in Malaysia for Architects, Clients/Owners and Builders/Contractors. So, participating and winning is a big deal.

Participating also allows our work to be judged and recognised by our own peers. In addition to the Architect, the award is also given to the client and contractor. Winning is a great way to promote and publicise work to the public locally and internationally. Successful submissions are exhibited and automatically published in the widely circulated Architecture Malaysia Magazine.

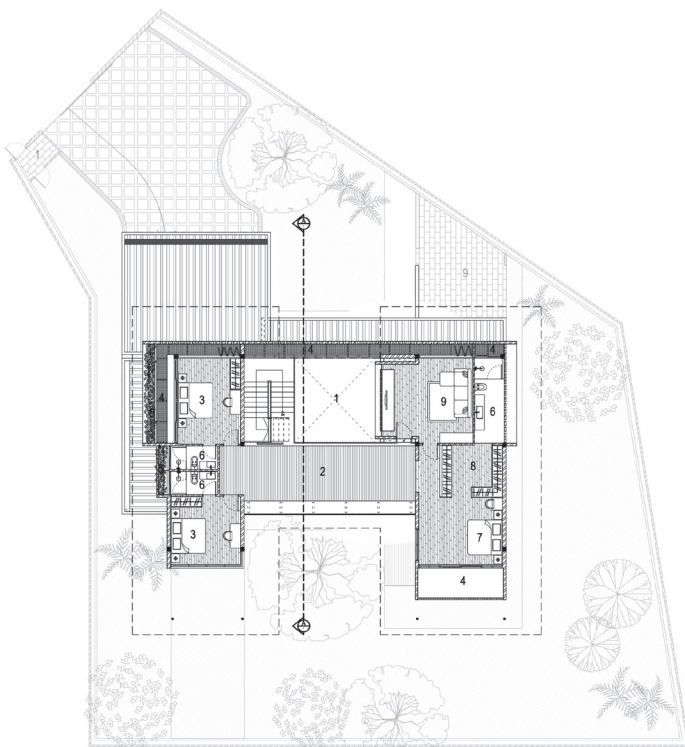
Even if we don't win, submitting is a good way to 'force' us to document projects comprehensively and then this material can be easily published on websites, social media, work portfolios and other printed media.

## CREATING POTENTIAL PROJECTS

Everything needs to start with a clear intention. Usually, the goal we set for any project is that it needs to be good enough to be publishable; something we can be proud of to show and tell. A publishable project is a good gauge of whether something is a suitable candidate for an award.

With that mind-set, the work that is put in at the inception of a project is meticulously carried through the whole process of creation to realisation. This also assures that there will potentially be a consistent range of projects that is also submittable for architectural awards.

## FLOOR PLAN FIRST FLOOR PLAN

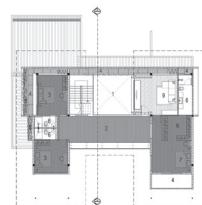


### LEGEND

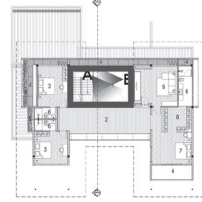
- |                     |                    |
|---------------------|--------------------|
| 1 VOID OVER KITCHEN | 6 WC               |
| 2 OPEN FAMILY DECK  | 7 MASTER ROOM      |
| 3 BEDROOM           | 8 WALK-IN WARDROBE |
| 4 SCREENED GALLERY  | 9 FAMILY ROOM      |
| 5 PLANTER           |                    |

FIRST FLOOR PLAN  
SCALE 1:200

*Explaining spaces.*



On the first floor, the Master Pavilion, houses the master-suite while the second pavilion houses two bedrooms for their two visiting children or guests. The two pavilions are then connected through shared soft breathable links of shaded terraces, open walkways and galleries on all levels. One is intentionally made to step into these shared spaces when transitioning out from one's private domains. This is where family members and friends meet to gather, to connect, to play, to eat, to feast and to relax.



Naturally, here lies the heart of the house: a central double-volume kitchen with a 'floating' staircase, flanked by open decks on two floors. All are welcomed here, including the natural elements ... rain, wind or sun.



Behind the veil. The laced bricks provide shade from the sun, privacy to look out to and a changing play of light and shadow into the spaces behind. Louvre windows invite a continuous flow of cool air throughout the house, drawn by cross-ventilation and the variation of volumes within the house.



## BUILDING THE NARRATIVE

A strong, believable and gripping narrative is one of the main ingredients for a successful submission. During the design process, conceptual sketches and ideas are generously shared with the client so they are always included in the creative process. It is always a bonus when clients start sketching back and getting excited with ideas. This conjures an invaluable sense of shared ownership for the design and often helps the product to reflect the original design intentions.

During construction, the contractor's input is also valued, and we are always open to different ways to thinking and making things work better. In all this, we always discipline ourselves to keep good records. All the collected sketches, notes and photographs will eventually help build depth, character, and add soul to the overall project narrative.

## OPENING THE DOOR

Once a suitable project(s) is chosen, the next most important step is to make sure your project gets short-listed. This

is where most of the submission work happens and where we put in the most grind. The main goal here would be a submission that grabs the jurors' attention and subsequently convinces them that the project has enough merit to be selected.

Taking very good photographs and selecting the right ones are key. For us, all photography are done in-house although professionally photos can be an option. We always ensure we include a handful of drool-worthy 'killer shots' that seduces the viewer, a few other shots that capture the design intent, the spatial experience and if possible, some with people inside (especially with pets for houses) and some site-photos. The idea is to weave the narrative and the photos so they catch attention and tell the intended story.

Finally everything needs to be put together into well composed presentation panels, explanatory reports and other submission materials. Internal crits and countless pin ups were done days and nights until we got everything just right.

## MAKING IT

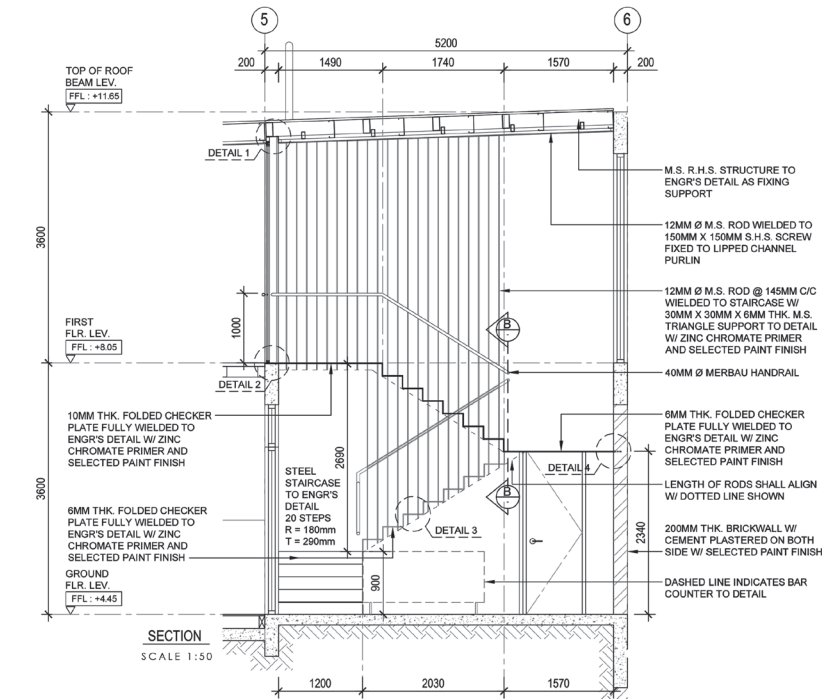
Once a project is short-listed, there will be another round of submissions for final judging. Before results are finalised, an independent technical reviewer will be appointed to visit all projects, record and verify the work. Here we'd bring them around the building and answer any questions that might arise. As the reviewer will also be required to review the project, this is a good chance to impress as much as possible.

At the end of the day, the actual product needs to live up to the story and pretty pictures. The building needs to excel at all levels and work for the users. The whole judging process takes this into account.

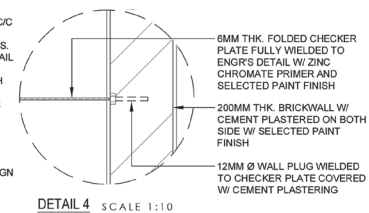
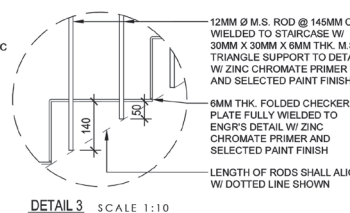
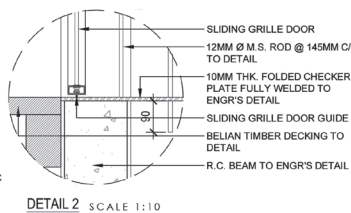
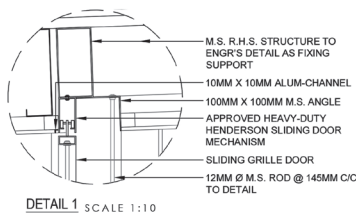
I would encourage everyone with a worthy project to give it a go. Sarawakians have consistently done well at the PAM Awards and we should therefore be proud to push and showcase our work when given the chance.

END

## SUSPENDED STAIRCASE



A double-volume kitchen sits right at the centre of the house, the heart of the house where all pass and gather as they move through.



Example of submitted page.



# PAMSC WORLD ARCHITECTURE DAY CELEBRATIONS - A CHRONOLOGY



Our WAD celebrations will be making a comeback later this year after a hiatus of two years - this is a look back at our past celebrations.



## 2011 Architecture and Human Rights

Location : Spring Mall  
Event : Cardboard City

An installation recycling cardboard boxes to create a shelter to depict the plight of the homeless, built by architecture student in a shopping mall overnight.



## 2012 Architects are City changers

Location : Boulevard Mall  
Event : WAD 2.0

A 2-stage competition for official event tee-shirt and urban installation, open to high school and design students, with final design built and exhibited at a local shopping mall.

## 2013 Culture - Architecture

Location : Tun Jugah Shopping Mall  
Event : WAD 3.0

Design competition and exhibition of installations with judging carried out by prominent local designers and personalities, with a category for online voting via Facebook.





**2014 Healthy cities,  
Happy cities**

Location: Love Gallery,  
Jalan Padungan

Event : WAD 4.0

Competition and exhibition of winning entries for urban installations, as well as graduate architects' portfolio carried out in a local art gallery.



**2015 Architecture, Building, Climate**

Location: Padang Merdeka and Plaza Merdeka

Event : WAD 5.0

A 24-hr design workshop to design a pavilion to commemorate the life of Tom Harrisson; renowned local historian and polymath. The winning entry was constructed and exhibited at the Padang for a fortnight.




**2016 Design a better world**

Location: The old Courthouse, Kuching

Event : WAD 6.0 24-hr Design workshop

Students from local universities and design colleges were given 24-hr to come up with design solutions for urban intervention schemes, judging was carried out the following day by prominent local architects and speakers from the PAMSC Public Design Lecture Series.






### 2017 Climate change action

Location : Borneo744

Event : WAD 7.0 Cardboard City Challenge

Building of an imaginary city using cardboard by students from local schools, coordinated by local design firm INTODESIGN LAB and their design students. The 'city' was then opened to the general public as part of a design festival.



### 2018 Architecture for a better world

Location : Kompleks Belia dan Sukan

Event : WAD 8.0 Cardboard City - 'Re-imagining the future'

A continuation of the first Cardboard City - This time targeted to younger school children and their families.



### 2019 Architecture - housing for all

Location : Ting and Think Event Space

Event : WAD 9.0 / WAK (What About Kuching)

A joint event with organiser of WAK - a walking tour and roving exhibition of local architects' works, culminating in an exhibition/installations and design talks at Tink and Think; a re-purposed supermarket in Kuching.



# WHAT DO ARCHITECTS DO ALL DAY? 4/12

*This section attempts to sum up the architects' busy day in a series of snapshots - this is Ar Leong Pik Shia's contribution this issue. For the next issue, we nominate Ar.Ivy Jong.*

*Our readers are invited to submit their 'day's experiences' as well - email to [intersection.editorial@gmail.com](mailto:intersection.editorial@gmail.com)*



5:45 a.m. Run around Cat city with running buddies.



7:15 a.m. Energy loading....A bowl of hot soup and cup of teh 'O' to start the day.



8:00 a.m. Good morning 🍍 'Ong Lai'. Watering garden plants.



9:30 a.m. Virtual meeting & physical works.



2:00 p.m. Site meeting & inspection while enjoying the panoramic view of Kuching



4:30 p.m. Savoring 'Teochew' steamed rice water cake (chwee kueh) (水粿) at Jalan Padungan.



6:30 p.m. Soaking in the water, a great way to boost recovery after a long busy day.



Wake up with determination.  
Go to bed with satisfaction.

7:30 p.m. Sometimes.....  
Be grateful to still be standing and celebrating another blessed year of life!



11:30 p.m. Good Night



# New PAMSC Centre Update

Reported by:

The overqualified IOWs: Annie, Kong YW, Ivy & Lau CK  
(On behalf of PAMSC Building Committee)

Upon finalising the purchase of the 3-storey corner unit at Saradise by Pusat Binaan Sdn Bhd, PAMSC then embarked on a journey in June 2021 to set up the PAMSC new premise.

We teamed up with IDC Architects Sdn Bhd and later awarding the works to Lian Ho Furniture & Interior Works as the Contractor for the project. The project commenced on 10<sup>th</sup> February 2022, with site meetings every Thursday and finally the keys was handed back over to PAMSC on 19<sup>th</sup> July 2022.

The new premise is also fortunate to receive great support and product sponsorship from our industry partners. And we look forward to continuous support and attendance as we now have a bigger space for many more activities to come.

We now have a month to move and get the centre ready. Till then, we look forward to welcoming everyone to our new address:

**PERTUBUHAN AKITEK MALAYSIA SARAWAK CHAPTER**  
Level 3, Sublot 11,  
Block A1 Saradise,  
Jalan Stutong,  
93350 Kuching, Sarawak



## PARTNERS



Seng Lee Glass Sdn. Bhd.  
成利玻璃有限公司

